

Results of 2011 NASA 25 Hours of Thunderhill - NASA 25 HOURS OF THUNDERHILL - 6/25 Hours of Thunderhill Race

Date Dec 3, 2011 11:00:00 AM
Track Thunderhill Raceway (3.0 miles)
Event 2011 NASA 25 Hours of Thunderhill
Group NASA 25 HOURS OF THUNDERHILL









NASA Norcal

Best Lap Tm 1:45.036
In Lap 641
Best Speed 102.822
by Team Mercer Motorsports



















Classification[Show overall results](#)

Pos	No.	Name	Laps	Total time	Diff	Best time	In lap	Best speed
Class ES								
1	75	Team Mercer Motorsports	741	24:21:02.681		1:45.036	641	102.822
2	29	Team G22Racing/Truspeed	693	24:21:03.648	48 Laps	1:51.187	315	97.134
3	161	Team Stammer Inc./Bavarian Performance	682	24:22:23.178	59 Laps	1:55.158	64	93.784
4	4	Team Prototype Development Group	676	24:22:53.314	65 Laps	1:55.159	4	93.783
5	20	Team World Speed Motorsports	675	24:22:11.472	66 Laps	1:54.534	488	94.295
6	67	Team Racing Bacon	668	24:21:18.043	73 Laps	1:59.362	268	90.481
7	36	Team CJ Wilson Racing 1	653	24:22:46.666	88 Laps	1:58.551	240	91.100
8	160	Team Racing on Adare	633	24:22:06.835	108 Laps	2:02.928	532	87.856
9	196	Team RSR/US LED Motorsports 2	629	24:22:47.953	112 Laps	2:01.322	578	89.019
10	17	Team Super Truck West	624	24:21:08.082	117 Laps	1:51.031	551	97.270
11	195	Team RSR/US LED Motorsports 1	563	24:22:47.972	178 Laps	2:00.661	513	89.507
12	85	Team Boothman Racing	464	18:24:16.326	277 Laps	1:55.833	53	93.238
13	86	Team Speedzorb (25 & 6)	420	18:58:32.040	321 Laps	1:51.111	67	97.200
14	15	Team SNT Motorsports Development	282	14:01:28.170	459 Laps	1:46.726	141	101.194
15	66	Team Royal Purple Silverado	273	10:04:54.497	468 Laps	1:55.821	192	93.247
16	22	Team Tiger Racing/Bavarian Tuning Motorsport	174	7:47:18.710	567 Laps	1:54.546	156	94.285
17	8	Team C-Performance (6)	162	5:53:44.432	579 Laps	1:56.096	129	93.026
18	68	Team Pure Performance/America's Tire Co (6)	161	5:53:02.001	580 Laps	1:56.209	129	92.936
19	47	Team Motovation Motorsports (6)	146	5:52:52.415	595 Laps	2:02.972	95	87.825
20	012	Team Green & Gold Motorsports	7	14:07.537	734 Laps	2:01.015	0	89.245
Class E2								
262145	99	Team 949 Racing	642	24:22:18.673		2:03.622	531	87.363
262146	102	Team Atlanta Motorsports Group 3	637	24:22:19.912	5 Laps	2:01.643	557	88.784
262147	051	Team Super Miata	636	24:22:18.730	6 Laps	2:03.136	532	87.708
262148	02	Team Miatacage.com E-2	633	24:21:34.058	9 Laps	2:06.614	534	85.299
262149	78	Team Grip Racing	618	24:22:57.184	24 Laps	2:04.817	587	86.527
262150	62	Team Hooverspeed 1	593	24:21:38.961	49 Laps	2:04.867	480	86.492
262151	55	Team RDR 2	585	23:40:29.042	57 Laps	2:02.879	570	87.891
262152	7	Team PHS Motorsports	202	8:29:49.418	440 Laps	2:06.421	180	85.429
262153	120	Team Sonoma	8	16:56.537	634 Laps	2:07.329	0	84.820


Class E1









196609	38	Team CJ Wilson Racing 2		638	24:21:35.575		2:01.472	408	88.909
196610	34	Team RDR 1		637	24:21:10.438	1 Lap	2:02.602	542	88.090
196611	72	Team Scion Racing (25 & 6)		577	24:21:23.099	61 Laps	2:00.786	434	89.414
196612	05	Team RDR 3		576	24:22:07.436	62 Laps	2:03.079	329	87.749
196613	25	Team Honda Research West		524	24:21:45.656	114 Laps	2:00.381	461	89.715
196614	5	Team Divaspeed 1 (6 & 25)		416	16:54:57.391	222 Laps	2:02.411	33	88.227
196615	90	Team Fantasy Junction		410	24:21:26.702	228 Laps	2:01.007	39	89.251
196616	101	Team Atlanta Motorsports Group 2		213	8:29:57.808	425 Laps	2:04.522	45	86.732
196617	41	Team BAF (6)		146	5:53:41.750	492 Laps	2:07.823	119	84.492
196618	21	Team Kneed Adjustment Racing (6)		143	5:53:00.773	495 Laps	2:03.126	91	87.715
196619	13	Team Ice Cold Brew (6)		58	2:11:02.430	580 Laps	2:05.373	24	86.143
196620	31	Team Hale Motorsports/Modspace		23	1:46:46.870	615 Laps	2:05.924	16	85.766
196621	00	Team Katakana Racing		2	3:29.536	636 Laps	2:06.927	0	85.088

Class E3



327681	23	Team RJ Racing		630	24:22:04.495		2:07.303	125	84.837
327682	96	Team Hooverspeed 2		625	24:21:31.355	5 Laps	2:09.521	592	83.384
327683	3	Team Miatacage.com E-3		623	24:22:37.427	7 Laps	2:07.305	353	84.836
327684	83	Team Loree Racing		617	24:22:34.423	13 Laps	2:07.666	581	84.596
327685	98	Team Hooverspeed 3		615	24:21:38.809	15 Laps	2:07.656	534	84.602
327686	57	Team Sector Purple Racing		615	24:22:28.852	50.043	2:07.552	535	84.671
327687	10	Team TFB Performance		597	24:23:04.231	33 Laps	2:08.005	591	84.372
327688	92	Team Bloising Saddles		595	24:22:34.365	35 Laps	2:09.065	497	83.679
327689	12	Team Hale Motorsports 2		583	24:22:13.318	47 Laps	2:13.192	476	81.086
327690	56	Team Premier Auto Service		568	23:14:53.202	62 Laps	2:07.192	501	84.911
327691	11	Team Driven to the Track Racing/3D Racing		550	24:21:30.030	80 Laps	2:09.219	515	83.579
327692	06	Team Divaspeed 2		534	21:13:01.330	96 Laps	2:04.302	258	86.885
327693	510	Team BRUVADO Imports		505	24:23:15.156	125 Laps	2:08.529	16	84.028
327694	2	Team Motorsports Development Group 1		479	20:55:24.747	151 Laps	2:10.672	272	82.650
327695	33	Team Chapter 11		456	24:22:30.007	174 Laps	2:11.511	263	82.122
327696	42	Team Gorman Motorsports		351	13:54:59.258	279 Laps	2:06.121	4	85.632
327697	64	Team Brown/Heyer/Kraus		256	24:22:44.904	374 Laps	2:08.295	35	84.181
327698	51	Team Biggs B Racing (6)		152	5:53:49.684	478 Laps	2:07.523	44	84.691
327699	88	Team Johnny D Racing (6)		143	5:41:11.528	487 Laps	2:06.565	79	85.332
327700	19	Team Gone Racing (6)		137	5:52:52.149	493 Laps	2:08.736	135	83.893
327701	58	Team SP 568 (6)		134	5:54:20.291	496 Laps	2:11.105	116	82.377
327702	217	Team Blackjack Racing		7	14:58.537	623 Laps	2:09.294	0	83.531
327703	110	Team Roadrunner		6	18:20.537	624 Laps	2:11.329	0	82.236

Class E0

131073	100	Team Atlanta Motorsports Group 1		615	24:22:19.816		1:59.854	341	90.110
131074	9	Team Edge Motorworks/Apex Race Parts 1		600	24:22:03.495	15 Laps	1:56.419	460	92.768

Driver #	Class	Team	Points	Time	Laps	Average	Start	End
131075	30	Team Bimmerworld	 590	24:22:49.892	25 Laps	1:57.741	480	91.727
131076	80	Team Edge Motorworks/Apex Race Parts 2	 589	24:22:03.217	26 Laps	1:57.540	565	91.884
131077	95	Team Nitto Tire - Bullet Performance	 577	24:22:27.234	38 Laps	1:57.074	219	92.249
131078	28	Team Thunder Valley Racing (25 & 6)	 554	24:21:36.213	61 Laps	1:58.195	479	91.374
131079	93	Team HART/HPD	 450	24:22:51.016	165 Laps	2:00.189	19	89.858
131080	44	Team Achilles Motorsports	 221	8:35:08.191	394 Laps	1:55.308	137	93.662
131081	61	Team Road Shagger Racing	 216	9:02:10.137	399 Laps	1:56.622	166	92.607
131082	011	Team 9ers Racing	4	13:54.625	611 Laps	2:03.242	0	87.632
131083	70	Team Bear Creek Ring (6)	 1	2:11.650	614 Laps	2:05.253	1	86.225

Class ESR

65537	48	Team Factory 48 Motorsports	305	13:18:13.774		1:45.724	2	102.153
65538	1	Team Consonus Racing (6)	175	5:53:41.579	130 Laps	1:45.249	166	102.614
65539	87	Team Green Alternative Motorsports (6)	166	5:25:24.624	139 Laps	1:45.132	163	102.728
65540	01	Team Premier Auto (6)	 154	5:54:31.214	151 Laps	2:03.567	95	87.402
65541	16	Team LADCO (6)	 154	5:55:33.399	1:02.185	2:03.431	102	87.498
65542	190	Team Sharks Racing	11	22:33.538	294 Laps	2:03.018	0	87.792
65543	125	Team Whiner Racing	5	7:30.537	300 Laps	1:59.343	0	90.495

[Share](#) |
